

TITAN 45W LED Directional Downlight

4000K 3750lm



Product Code: PXTITAN45W



Technical Specifications

Model	Voltage	Power	Power Factor	Lumen (±5%)	Beam Angle	CCT	Lifespan	CRI	Dimensions
45W	AC100-240V	45W	≥0.9	3750	120°	4000K	40000h	≥80	L235*W145*H117.4mm cutout L220*W130mm

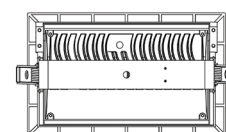
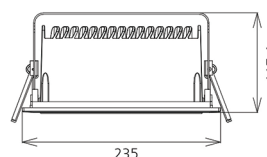
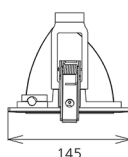
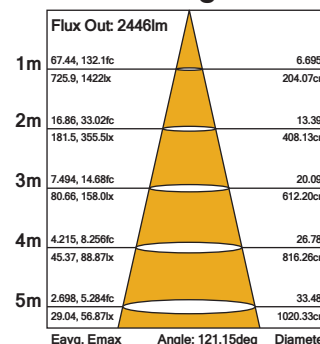
Driver Data Sheet

Driver Data	Non-dim
Input Rated Voltage	AC100-240V
Frequency	50/60Hz
Input Voltage	AC85-265V
Efficiency	≥85%
Total Load Wattage	45W±1W
Power Factor	≥0.9
Rated Input Current	≤0.5A
Full Load Output Voltage	DC35-38V
Rated Output Current	1050mA
Output Current Range	1050mA±5%
Power Tolerance	±5%
Current Output Tolerance	±5%
Dimming Range	-
Dimmer	-
Short Circuit Protection	PASS
Over Voltage Protection	PASS
Over Temperature Protection	PASS
Withstand Voltage	AC3750V

Fixture Compatibility

Rated Wattage	45W
Electrical Classification	II
Ingress Protection	IP20
Operating Temperature	-20°C~45°C
Operating Humidity	0~90%
Storage Temperature	-20°C~65°C

Beam Angle



The Prelux Titan 45W rectangular downlight is uniquely designed with a COB high power LED chip. AL6063 Aluminum profile provides excellent thermal dissipation. Isolated external driver solution achieves stable working performance.

It is designed for general lighting applications in office, supermarket, shop, school, hotel, etc. It is also widely used for public areas, such as stairway, lobby, reception, corridors etc.

- Environment friendly, without Mercury or other hazardous substances
- Up to 70% energy saving compared to standard CFL
- Long lifetime of 40,000 hours
- 120° wide beam angle
- L220XW130mm cutout
- CCT: 4000K
- No UV/IR light